

## Research Article

# The Impact of Data-Driven Decision Making on the Annual Net Sales Revenue and Stock Price of Amazon: A Study from 2004 to 2022

Fakinlede Oluwafisayo<sup>1</sup>

1. Texas A&amp;M University – Commerce, United States

In the rapidly changing world of e-commerce, data-driven decision making now stands out as a critical approach for businesses that seek to excel and stand out among the crowd of competitors. This paper covers the results of data-driven decision making on Amazon's annual net sales revenue over the years 2004 through 2022. Amazon is a multi-billion dollar company that operates in the online retail space as one of the largest encompassing platforms in the world. Through both secondary data taken from Yahoo Finance and Statista, this investigation accomplishes a longitudinal analysis to find out the connection between approaches and financial data, which are Amazon's data-driven approaches and its net sales revenue and stock price. This study reveals a data-reliant decision-making approach towards e-commerce business in light of the contemporary progress of automated analytics on business strategies.

Correspondence: [papers@team.qeios.com](mailto:papers@team.qeios.com) — Qeios will forward to the authors

## Introduction

Data-driven decision-making has become integral to the e-commerce world, essential for any company aiming to maximize performance and remain competitive<sup>[1]</sup>. Dominant companies like Amazon stand out due to their innovative use of data to achieve their goals and other distinguishing features they have established. Over the past two decades, Amazon has employed a data-driven approach to its internal activities, transforming not only its operations but also the entire e-commerce industry<sup>[2]</sup>. This

transformation involved several turning points as Amazon adapted its decision-making processes to a data-driven style characterized by constant and adaptive changes.

Founded by Jeff Bezos in 1994 as an online bookstore, Amazon later diversified its product range and expanded its customer base, driven by a relentless commitment to superior customer satisfaction and operational excellence<sup>[3]</sup>. A key factor contributing to Amazon's success is its extensive use of data analytics to understand consumer behavior, market trends, and optimize operating costs<sup>[4]</sup>.

From its inception, Amazon has worked tirelessly to develop and strengthen its data infrastructure and analytical capabilities. The company has harnessed technologies such as recommendation algorithms, predictive analytics, and machine learning<sup>[5]</sup>. These technologies enable Amazon to provide a personalized user experience, optimize supply chain management, and foster innovation across its diverse portfolio of products and services, including its e-commerce platform, cloud services, AI projects, and smart devices (Kumar, 2019).

Amazon prioritizes its data-oriented approach, emphasizing the need to understand the impact of data-driven decision-making on its annual net sales growth. By examining Amazon's net revenue in conjunction with its data-driven strategies, one can appreciate the complex role data analysis plays in the financial operations of the e-commerce industry. This paper aims to analyze the impact of data-driven decision-making on Amazon's annual sales revenue from 2004 to 2022, highlighting the transformational role of data analytics in the company's growth. By applying advanced data-mining techniques to both qualitative and quantitative data, as well as relevant publications, we seek to elucidate the strategic value of Amazon's data-driven strategies for practitioners and researchers, offering insights into the modern significance of data use for successful business.

## Literature Review

Data-driven decision-making is increasingly becoming a significant area of research and practice across various industries, highlighting the growing recognition of data as a crucial organizational resource for achieving differentiation and competitive advantage<sup>[6]</sup>. <sup>[7]</sup> emphasized in their discussions on online selling that data analytics is essential for guiding and improving strategic decisions, simplifying client experiences, and significantly enhancing retailer productivity. Experts acknowledge the role of data analytics in extracting meaningful insights for informed decision-making in complex and dynamic business environments<sup>[8]</sup>.

[9] corroborated that by utilizing data analytics techniques such as predictive modeling, machine learning, and data mining, organizations can conduct in-depth analyses of large datasets. This enables them to predict market dynamics, identify emerging business opportunities, and inform business decisions. In the e-commerce context, data-driven decision-making allows companies to achieve higher levels of customer segmentation, enabling the creation of personalized marketing strategies, optimizing pricing, and stock management, thereby fostering customer trust and loyalty[9].

Amazon serves as a prime example of the strategic integration of data analytics in e-commerce. The company leverages data to understand customer preferences through recommendation algorithms, provide personalized shopping experiences, and optimize supply chain management[3]. Amazon's extensive use of data analytics enables it to connect with a vast customer base across various digital platforms, analyze transactional histories, and personalize offers to match individual needs, thereby boosting sales[3].

Moreover, Amazon's data-driven decision-making extends beyond customer-facing activities to enhance overall operational efficiency and strategic decision-making[10]. Advanced data analytics tools are employed to continuously monitor and optimize fulfillment, inventory, and delivery networks, ensuring timely order fulfillment and superior service quality[2]. Additionally, Amazon uses data analytics for market intelligence and competitive analysis, anticipating market shifts, identifying emerging trends, and exploiting new opportunities[11].

However, the use of data-driven decision-making is not without challenges. [12] noted ethical concerns such as privacy and security. [13] further explained the need for accountability, transparency, and oversight in algorithm-based and automated decision-making systems to ensure equitable outcomes. A multidisciplinary approach involving data scientists, business analysts, and domain experts is essential to convert data into actionable strategies[14].

In summary, the literature highlights the growing capability of data-driven decision-making in shaping business strategies for growth and maintaining competitive positions in e-commerce. Companies like Amazon can uncover valuable insights, improve operational efficiencies, and innovate across their value chains using advanced analytical tools and technologies. However, successful implementation requires attention to ethical, legal, and organizational factors to mitigate risks and maximize benefits.

## Methodology

This experimental study adopts a longitudinal analysis approach to assess the impact of evidence-based decision-making on Amazon's yearly gross sales revenue from 2004 to 2022. The methodology includes data measurement, analysis, and statistical tools to demonstrate how Amazon's data-driven tactics influence its financial performance. The primary data source is Amazon's yearly net sales revenue, obtained from reputable financial sources such as Yahoo Finance and Statista. Additionally, information on Amazon's stock prices during the same period, sourced from Yahoo Finance, is included for a deeper analysis of market dynamics.

The analysis involves tracing trends, identifying patterns, and examining correlations over the study period. Descriptive statistics are employed to illustrate data trends and changes. Time series analysis and trend estimation are used to determine the underlying patterns and relationships between Amazon's net sales revenue and its data-driven initiatives, including growth rates, breakthrough points, and the impact of various events or decisions.

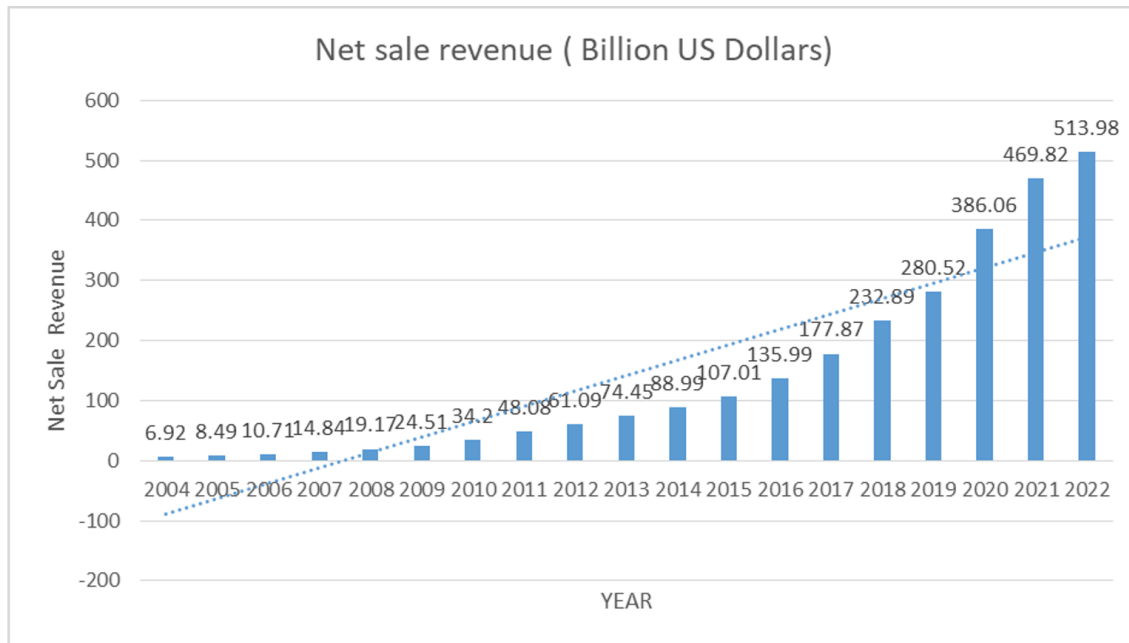
While this study follows best practices and ethical guidelines, certain limitations must be acknowledged. Working with secondary data sources may introduce errors, necessitating verification and cross-referencing measures. Additionally, while statistical techniques are effective in identifying trends and relationships, they may not fully explain poor revenue performance. External factors such as market competition, regulatory issues, and macroeconomic parameters can also influence revenue outcomes.

In conclusion, the outlined methodology allows for a systematic and rigorous examination of whether data-driven decision-making at Amazon effectively increases its annual net sales revenue. By utilizing longitudinal analysis and statistical procedures, this study aims to demonstrate the contribution of data analytics to financial performance and competitive positioning in the e-commerce market.

## Analysis and Findings

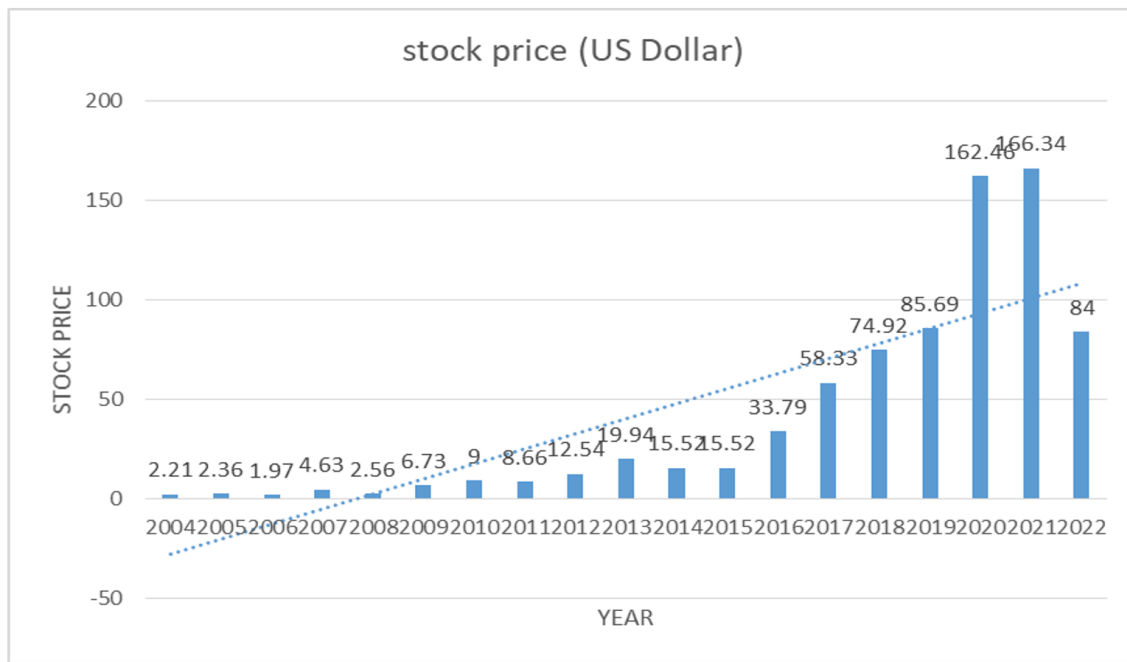
The presentation of Amazon's annual net sales revenue, shown in Fig. 1, lays out an interesting trend that displays progress and strategic evolution over the period from 2004 to 2022. Initially, the sales revenue that the company achieved in 2004 was \$6.92 billion, but the exponential growth trend was evident as the revenues rose YOY, and as of 2022, the revenue reached an impressive \$513.98 billion. This constant increase in market share showcases how the company mastered the e-commerce territory by employing

cutting-edge techniques and customer-centered approaches in order to be the undisputed market leader<sup>[15]</sup>.



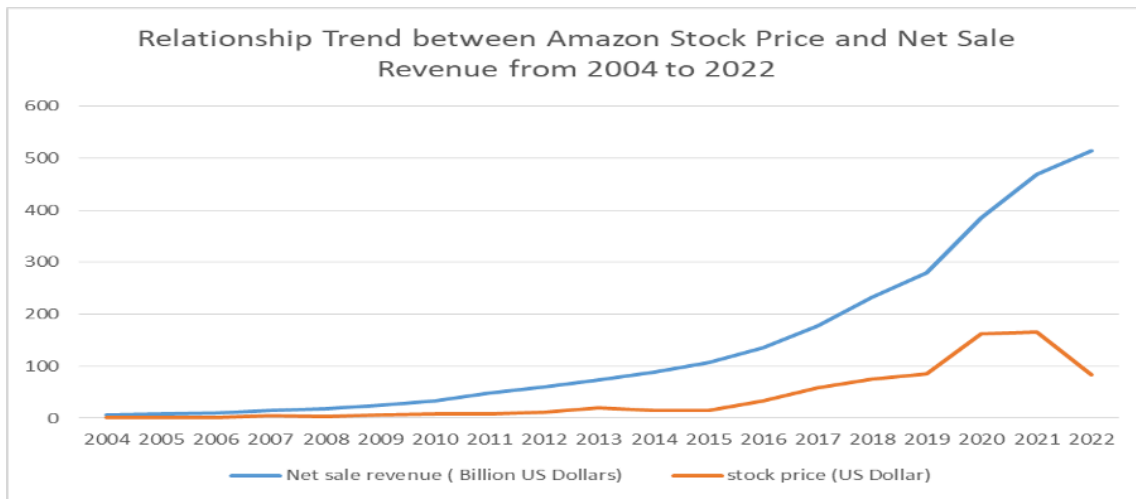
**Figure 1.** Amazon net sales revenue from 2004 to 2022

In Fig. 1, there are distinct phases of the revenue run, which are separated into periods of accelerated expansion and strategic consolidation. During the initial stages of Amazon's operation, the corporation registered significantly increased operational growth attributed to product segment diversification and geographic expansion<sup>[16]</sup>. Launching sub-brands such as Prime, Kindle, and AWS kept the company at the forefront, as seen in e-commerce and cloud computing on a global scale. Despite unfavorable macroeconomic conditions and market volatility, Amazon's net sales revenues exhibited adaptability and market fluidity, as evidenced in the study by <sup>[17]</sup>. Nevertheless, during difficulties such as the global financial crisis of 2008 and the COVID-19 pandemic of 2020, included in its robust financial performance, Amazon, which is an e-commerce company, was supported by the increased use of online shopping and digital services.



**Figure 2.** Amazon Stock Price from 2004 to 2022

Coincidentally, Figure 2 is pictured with Amazon's annual stock prices for the same period, expressing what investors felt at that moment and how the stocks were valued. The movements of the stock price are closely associated with the net sales of Amazon, showing that investors have faith that Amazon is capable of continuous growth and strategic excellence<sup>[18]</sup>. In line with Amazon's revenue expansion, the market prices of the company's stocks adjusted in correlation with the high potential for future earnings and the company's intrinsic value.



**Figure 3.** Relations Trend between Amazon Stock Price and Net Sales Revenue from 2004 to 2022

However, in Fig. 3, despite the frequent inconsistencies in the correlation between Amazon's net sales revenue and stock prices, there are times when the two variables seem to move in tandem. Besides external factors such as market volatility, regulatory changes, and competition, temporary impacts on stock prices that differ from revenue trends are also very probable. Although it is the revenue performance that determines stock price appreciation, it remains the market endorsement of Amazon's business model and strategic roadmap.

What follows is a deeper analysis to support the fact that Amazon's data-driven decision-making is the key factor in its revenue growth and market performance. Amazon has all its eggs in one basket because of its strategic investments in data analytics, machine learning, and artificial intelligence, which have resulted in actionable insights, optimized operational efficiencies, and improved consumer experience across its diverse product portfolio<sup>[4]</sup>.

To sum up, the thorough study of Amazon's annual net income and stock value yields a narrative of constant growth and business foresight. Through the use of data-driven decision-making and innovation, Amazon has successfully mapped the e-commerce terrain, providing stakeholders with sustained value and cementing itself as an industry leader.

## Conclusion

Finally, the graph of Amazon's Yearly Sales Revenue and Stocks from 2004 to 2022 presents a different scenario that suggests stable growth, strategic resilience, and market leadership. Amazon's path in the e-commerce market evolution mirrors the way data-driven decision-making and technological innovation reorganize the perception of the e-market. Its initial role as a little online store that sold books and its subsequent development into a global multi-faceted empire with a stake spanning diverse business segments highlight the cruciality of adaptability, customer-centricity, and strategic vision when navigating a complicated digital environment.

The correlation between Amazon's net revenue and its stock prices reveals that the market believes the company will consistently execute at the cutting edge, using data analytics, machine learning, and AI to create and sustain more market value. Nevertheless, Amazon continues to show efficiency and adaptability, responding quickly to the dynamic and non-stable market and customers after the collaborative changes and external preferences.

## Recommendations

Based on the insights gleaned from the analysis, several recommendations emerge to enhance Amazon's strategic positioning and future growth prospects. Based on the insights gleaned from the analysis, several recommendations emerge to enhance Amazon's strategic positioning and future growth prospects:

1. Continued Investment in Data Analytics: Smoothing the road for Amazon in maintaining data analytics capabilities must be one of its core focuses to allow it to detect the needed information, add value to its operations, and then initiate innovation throughout its vast range of products and services portfolio. With the help of data architecture, Amazon can predict market tendencies, tailor customer experience, and improve strategic agility by adjusting in line with changing tastes of consumers.
2. Embrace Emerging Technologies: Amazon should keep the flag flying in technological innovation by grabbing onto new technologies, namely artificial intelligence, machine learning, and predictive analytics. Through the utilization of such technologies, Amazon is provided with growing opportunities, better performance of its workforce and management line, and the capability to stand out in the market.



3. Enhance Customer Engagement: Amazon should strive to develop strategies that will increase interaction and involvement with customers, greening their loyalty and retention. One of the ways that Amazon uses data analytics to its advantage is to gain a deeper understanding of the different behaviors and expectations of their customers. They provide customized offerings based on the consumers' preferences and needs. Through personalized recommendations and more impactful marketing communications, Amazon appeals to the highly diversified base that its customer base has become.
4. Diversification and Expansion: Amazon may vigorously look into complementary product/service offerings or businesses that are related to its core business or operations. Through the usage of its far-reaching infrastructural base, technology expertise, and customer-oriented approach, Amazon can acutely grasp fresh emerging trends and actualize new growth opportunities in active sectors like healthcare, logistics, and entertainment.
5. Sustainability and Social Responsibility: Amazon should again confirm its position as a company concerned about the environment, showing a sense of responsibility towards others. Through mainstreaming sustainability into its operational and supply chain management processes, Amazon is able to diminish its environmental footprint, improve community participation, and enhance its financial market position among clients and stakeholders.

## Statements and Declarations

### *Data Availability*

The datasets analyzed for this study were sourced from publicly available repositories, specifically Yahoo Finance and Statista. Further inquiries can be directed to the corresponding author.

### *Author Contributions*

FO conceived the study concept, performed the data collection and analysis, and wrote the manuscript.

## References

1. <sup>△</sup>Troisi O, Maione G, Grimaldi M, Loia F (2020). "Growth hacking: Insights on data-driven decision-making from three firms." *Industrial Marketing Management*. 90:538–557. doi:[10.1016/j.indmarman.2019.08.005](https://doi.org/10.1016/j.indmarman.2019.08.005).

2. <sup>a</sup> <sup>b</sup>Ylijoki O (2019). "Big data – towards data-driven business." Lappeenranta-Lahti University of Technology LUT.
3. <sup>a</sup> <sup>b</sup> <sup>c</sup>Dennis S (2021). *Remarkable Retail: How to win and keep customers in the age of disruption*. Lifetree Media.
4. <sup>a</sup> <sup>b</sup>Ajah IA, Nweke HF (2019). "Big data and business analytics: Trends, platforms, success factors and applications." *Big Data and Cognitive Computing*. 3(2):32. doi:[10.3390/bdcc3020032](https://doi.org/10.3390/bdcc3020032).
5. <sup>Δ</sup>Sarker IH (2021). "Machine learning: Algorithms, real-world applications and research directions." *SN Computer Science*. 2(3). doi:[10.1007/s42979-021-00592-x](https://doi.org/10.1007/s42979-021-00592-x).
6. <sup>Δ</sup>Curuksu JD (2018). *Data driven: An introduction to management consulting in the 21st century*. Springer International Publishing.
7. <sup>Δ</sup>Holmlund M, Van Vaerenbergh Y, Ciuchita R, Ravald A, Sarantopoulos P, Ordenes FV, Zaki M (2020). "Customer experience management in the age of big data analytics: A strategic framework." *Journal of Business Research*. 116:356–365. doi:[10.1016/j.jbusres.2020.01.022](https://doi.org/10.1016/j.jbusres.2020.01.022).
8. <sup>Δ</sup>Tim Y, Chiew TK, Lim HM, Teo CH, Ng CJ (2023). "Design process knowledge for crisis-driven information systems solutions: Insights on building digital resilience from an action design research study." *Information Systems Journal*. 33(6):1343–1369. doi:[10.1111/isj.12457](https://doi.org/10.1111/isj.12457).
9. <sup>a</sup> <sup>b</sup>Pejić Bach M, Krstić Ž, Seljan S, Turulja L (2019). "Text mining for big data analysis in financial sector: A literature review." *Sustainability*. 11(5):1277. doi:[10.3390/su11051277](https://doi.org/10.3390/su11051277).
10. <sup>Δ</sup>Luca M, Bazerman MH (2021). *The power of experiments: Decision making in a data-driven world*. MIT Press.
11. <sup>Δ</sup>Gupta S, Leszkiewicz A, Kumar V, Bijmolt T, Potapov D (2020). "Digital analytics: Modeling for insights and new methods." *Journal of Interactive Marketing*. 51:26–43. doi:[10.1016/j.intmar.2020.04.003](https://doi.org/10.1016/j.intmar.2020.04.003).
12. <sup>Δ</sup>Nassar A, Kamal M (2021). "Ethical dilemmas in AI-powered decision-making: A deep dive into big data-driven ethical considerations." *International Journal of Responsible Artificial Intelligence*. 11(8):1–11. <https://neuralslate.com/index.php/Journal-of-Responsible-AI/article/view/43>.
13. <sup>Δ</sup>Lepri B, Staiano J, Sangokoya D, Letouzé E, Oliver N (2017). "The tyranny of data? The bright and dark sides of data-driven decision-making for social good." In: *Studies in Big Data*. Springer International Publishing. p. 3–24.
14. <sup>Δ</sup>Cao L (2018). "Data science: A comprehensive overview." *ACM Computing Surveys*. 50(3):1–42. doi:[10.1145/3076253](https://doi.org/10.1145/3076253).
15. <sup>Δ</sup>Garg G (2023). *Innovators unleashed: Strategies for industry domination*. Gaurav Garg.

16. <sup>Δ</sup>Wu X, Gereffi G (2018). "Chapter 13 Amazon and alibaba: Internet governance, business models, and internationalization strategies." In: *Progress in International Business Research*. Emerald Publishing Limited. p. 327–356.
17. <sup>Δ</sup>Manral L, Harrigan KR (2017). "Corporate advantage in customer-centric diversification." *Journal of Strategic Marketing*. 1–22. doi:[10.1080/0965254x.2017.1299789](https://doi.org/10.1080/0965254x.2017.1299789).
18. <sup>Δ</sup>Bagnoli C, Albarelli A, Biazzo S, Biotto G, Marseglia GR, Massaro M, Messina M, Muraro A, Troiano L (2022). "The integration of digital business models: The Amazon case study." In: *Digital Business Models for Industry 4.0*. Springer International Publishing. p. 211–239.

## Declarations

**Funding:** No specific funding was received for this work.

**Potential competing interests:** No potential competing interests to declare.