

v1: 29 July 2024

Research Article

Synthesis of 1, 2-Disubstituted Benzimidazoles at Ambient Temperature Catalyzed by 1-Methylimidazolium Tetrafluoroborate ([Hmim] BF₄) and Investigating Their Anti-Ovarian Cancer Properties Through Molecular Docking Studies and Calculations

Peer-approved: 29 July 2024

© The Author(s) 2024. This is an Open Access article under the CC BY 4.0 license.

Qeios, Vol. 6 (2024)
ISSN: 2632-3834

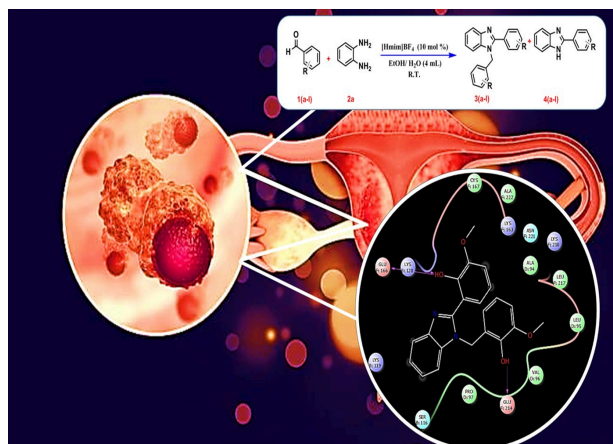
Abdulhamid Dehghani¹, Yousef Delshad², Moslem Ahmadpour³, Milad Ghezelsofloo⁴

1. Department of Organic Chemistry, Faculty of Chemistry, University of Kashan, Iran, Islamic Republic of; 2. Department of Chemistry, College of Sciences, Shiraz University, Iran, Islamic Republic of; 3. Essential Oils Research Institute, University of Kashan, Iran, Islamic Republic of; 4. Shiraz University, Iran, Islamic Republic of

An environmentally benign method for the synthesis of 1,2-disubstituted benzimidazoles by the reaction of aromatic aldehydes and o-phenylenediamines (OPD) in the presence of 1-methylimidazolium tetrafluoroborate ([Hmim] BF₄) at ambient temperature under green conditions is described. A broad range of structurally diverse benzaldehydes was applied successfully, and the corresponding products were obtained in good to excellent yields in very short times. All products were identified by their melting points, ¹H, and ¹³C NMR techniques. Furthermore, with the help of computational chemistry and drug design methods, the anti-ovarian cancer properties of these compounds were studied and investigated. All the synthesized compounds bind as an agonist at the active site of the 6LAD protein, which leads to the inactivation of this protein and produces beneficial effects during ovarian cancer treatment. In this study, it was found that these compounds have the potential to become an oral anti-cancer drug.

Corresponding author: Abdulhamid Dehghani,
Abdulhamiddehghani@grad.kashanu.ac.ir

Graphical Abstract



Introduction

Organic compounds have various structures; many of these structures have a ring system that consists of carbon atoms and at least one other element, which are called heterocyclic compounds. These compounds are of great importance in the design of modern drugs and the improvement of medicinal properties due to their wide range among various pharmaceutical, veterinary, and herbal compounds. More than 90% of clinically available drugs contain heterocyclic nuclei. [1-3] Among the heterocyclic compounds, those containing nitrogen and sulfur are of special importance and, due to their many applications and wide structural range, they play a prominent role as active chemical and biological compounds. [4-5] Benzimidazoles are compounds that have received much attention in medicinal chemistry. Benzimidazole and purine-based nucleic acid are isosteres of each other. Benzimidazole is an aromatic heterocyclic compound consisting of two fused rings of benzene and imidazole. Benzimidazole is an important pharmacophore and a privileged structure in medicinal chemistry and is one of the constituents of vitamin B12. [1][2][3][4] Benzimidazole and its derivatives are considered a heterocyclic motif that is used in a wide range of medicinal applications, including antihypertensive, antifungal, anticancer, antiviral, anti-HIV, antidiabetic, anticonvulsant, anti-neoplastic, and anti-trichinosis properties. In addition, these compounds are used to treat nematode and trematode infections in domestic animals. Benzimidazole drugs, for example, fenbendazole, mebendazole, thiabendazole, pantoprazole, oxfenbendazole, and lansoprazole, represent substances used in human and

veterinary medicine. [5][6][7][8][9][10][11] Other applications of benzimidazole and their derivatives can be mentioned in agriculture, electronics, and polymer chemistry. Due to the great importance of benzimidazole, efforts are made from time to time to produce various derivatives of these compounds. [9][10][11]

Ionic liquids are organic salts that typically melt below 100°C. These compounds are generally formed by charged species and may contain more than one cation or anion. The most important advantages of ionic liquids are non-volatility, high transparency, stability and heat resistance, high polarity, high electrical conductivity, and a wide operating temperature range. [12-19] Ionic liquids are divided into two categories: protic ionic liquids and aprotic ionic liquids. Most of the ionic liquids are of the aprotic type, and compared to the protic types, they often have more conductivity and fluidity and also have a lower melting point. Also, protic ionic liquids can form networks with the help of hydrogen bonds, which limits their ionization power compared to types of aprotic ionic liquids. The applications of ionic liquids can be mentioned as potential candidates in supercapacitors, solar cells, and energy storage devices. [14][15][16][17] By changing the type of charged species, the properties of ionic liquids can be changed and adjusted; hence, ionic liquids are also called designer solvents. In addition, ionic liquids can catalyze reactions in chemistry. In the case of catalytic reactions, ionic liquids lead to higher yields and selectivity of the reaction and enable easy isolation of catalysts after the reaction. [18][19][20]

The ovary is the main source of estrogen and progesterone hormones and plays an important role in female fertility. Ovarian cancer is the seventh most common type of cancer and the eighth leading cause of cancer-related death in women. [21][22][23] Ovarian cancer occurs when normal cells in the fallopian tubes turn into abnormal cells, grow out of control, and enter the ovaries. These cells can invade or spread to other parts of the body. Ovarian tumours appear in different forms, including epithelial tumours, germ cell tumours, and stromal tumours. [24][25][26][27] Ovarian cancer symptoms can include abdominal swelling, bloating, pelvic pain, irregular bleeding, indigestion, fatigue, diarrhoea, urinary disorders, and urgent urination. Areas where cancer is likely to spread include the abdominal wall, liver, lungs, and lymph nodes. Early symptoms of ovarian cancer may be weak or invisible, and these symptoms can be confused with irritable bowel syndrome. [28][29][30][31]

The risk of ovarian cancer is higher in those who ovulate more, so it can be concluded that those who have never had children are at a higher risk. Also, those who ovulate at a younger age or go through menopause at an older age are more prone to ovarian cancer. The effective factors of ovarian cancer include obesity, family history, endometriosis, ageing, and menopause before 40 years of age. [32][33][34] Ovarian cancer treatment methods include surgery, chemotherapy, hormone therapy, radiation therapy, and immunotherapy (biotherapy). Ovarian tumours are very sensitive to chemotherapy, which in most cases leads to a reduction in tumour size and, in a significant number of cases, to the disappearance of microscopic tumour remnants after surgery. This method is used before or after surgery to destroy cancer cells. [35][36][37] [38] Ovarian cancer chemotherapy involves the use of certain cytotoxic or antiproliferative drugs to destroy cancer cells. Chemotherapy is usually administered intravenously or orally. Carboplatin, topotecan, docetaxel, gemcitabine, and trabectedin are the most commonly used drugs for the treatment of ovarian cancer. Ovarian cancer chemotherapy drugs destroy cancer cells, but at the same time temporarily reduce the number of leukocytes and white blood cells. [39][40] [41][42]

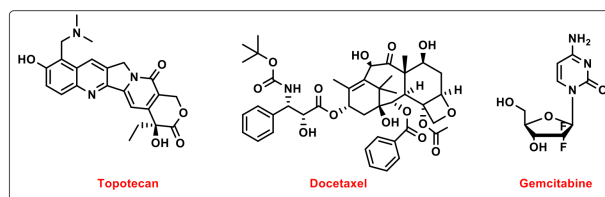
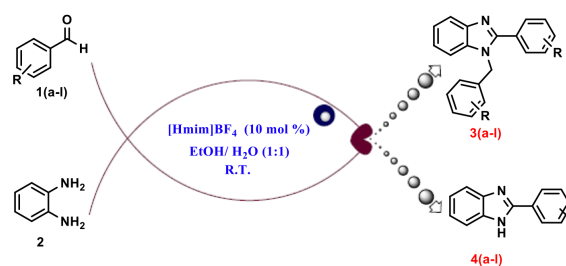


Figure 1. The most common drugs used in the treatment of ovarian cancer.

In this research, the authors try to evaluate the performance of 1-methylimidazolium tetrafluoroborate ($[\text{Hmim}] \text{BF}_4$) as an effective catalyst in the synthesis of benzimidazoles by arylaldehydes with *o*-phenylenediamine (OPD) with high efficiency and short reaction times. In addition, the anti-ovarian cancer properties of these compounds were investigated through molecular docking calculations.



Scheme 1. Synthesis of 1,2-disubstituted benzimidazoles (3a-l), and 1-substituted benzimidazoles (4a-l) in the presence of 1-methylimidazolium tetrafluoroborate ($[\text{Hmim}] \text{BF}_4$) as a catalyst.

Experimental section

All reagents and solvents were purchased and used without further purification. The progress of the reactions was followed by TLC using silica gel polygrams SIL G/UV 254 plates. NMR spectra were recorded on a Bruker Avance DPX-400 (¹H NMR 400 MHz and ¹³C NMR 101 MHz) spectrometer in pure deuterated dimethyl sulfoxide (DMSO-*d*₆) solutions. Chemical shifts are given in parts per million (ppm) downfield from tetramethyl silane (TMS) as an internal reference, and coupling constants (*J*-values) are in hertz (Hz). ¹H NMR assignment abbreviations are the following: singlet (s), doublet (d), triplet (t), doublet of doublets (dd), and multiplet (m). Melting points were recorded using a Barnstead electro-thermal 9100 BZ circulating oil melting point apparatus by using the open capillary method. The mode of interaction was investigated by docking. The ligand-receptor interaction pictures were created using Schrödinger 2018.10 software.

General procedure for the preparation of 1, 2-disubstituted benzimidazoles derivatives (3a-l)

A mixture of benzaldehyde (2 mmol), *o*-phenylenediamine (1 mmol), and EtOH/H₂O (4 mL) was stirred in the presence of 1-methylimidazolium tetrafluoroborate (10 mol %) at room temperature for appropriate times. After the completion of the reaction, as indicated by TLC, the reaction mixture was cooled to room temperature. Then the reaction mixture was diluted with EtOAc and centrifuged to remove the catalyst. The filtrate was extracted with EtOAc and water. The organic layer was dried with Na₂SO₄. The

residue was purified by column chromatography on silica gel (petroleum ether/ethyl acetate 10:2) to afford the desired pure product.

Results and discussion

Catalytic performance

In order to establish the optimum conditions, the catalytic activities of 1-methylimidazolium tetrafluoroborate ([Hmim] BF₄) were examined in a model reaction. To this regard, the reaction of benzaldehyde (1a) and orthophenylenediamine (2a) was selected as a model reaction, and the time and yield of the reaction were monitored under different conditions such as solvent, temperature, and the amount of catalyst. The obtained results were summarized in Table 1. As is clear from Table 1, moderate to good yields were obtained in EtOH and H₂O (entries 1 and 2), while

the yield of the model reaction in MeOH and DMF was not effective, and very low yields were obtained after a long time (entries 4 and 5). The best results were obtained using 10 mol % of the catalyst in EtOH: H₂O as a solvent (entry 8). Furthermore, the reaction temperature directly affects the yield and time of the reaction. The shortest reaction time and the best reaction yield were obtained at room temperature (Table 1, entry 3). The best results were obtained using 10 mol % of the catalyst, while the decrease in the quantity of catalyst led to a significant increase in reaction times and a decrease in yields (Table 1, entries 10–11). Therefore, considering all of these results, the best reaction conditions for the reaction of benzaldehyde (1a) and orthophenylenediamine (2a) in the presence of 1-methylimidazolium tetrafluoroborate are the use of EtOH: H₂O (1:1) as a solvent, 10 mol % of the catalyst, and conduction of the reaction at room temperature.

Entry	Catalyst (mol %)	Solvent	Temp. (°C)	Time (h)	3a/4a ^[b]
1	[Hmim] BF ₄ (10 mol %)	EtOH	R.T	0.45	63: 5
2	[Hmim] BF ₄ (10 mol %)	H ₂ O	R.T	0.30	71: 4
3	[Hmim] BF₄ (10 mol %)	H₂O/EtOH (1:1)	R.T	0.16	85: 5
4	[Hmim] BF ₄ (10 mol %)	MeOH	R.T	0.50	45: 5
5	[Hmim] BF ₄ (10 mol %)	DMF	R.T	0.50	30: 5
6	[Hmim] BF ₄ (10 mol %)	-	R.T	6	70: 10
7	[Hmim] BF ₄ (10 mol %)	H ₂ O/EtOH (1:1)	30	0.30	73: 4
8	[Hmim] BF ₄ (10 mol %)	H ₂ O/EtOH (1:1)	40	0.50	61: 5
9	[Hmim] BF ₄ (10 mol %)	H ₂ O/EtOH (1:1)	50	0.50	45:8
10	[Hmim] BF ₄ (5 mol %)	H ₂ O/EtOH (1:1)	R.T	0.50	64:5
11	[Hmim] BF ₄ (7 mol %)	H ₂ O/EtOH (1:1)	R.T	0.25	76: 4

Table 1. Synthesis of 1,2-disubstituted benzimidazole derivatives catalyzed by 1-methylimidazolium tetrafluoroborate ([Hmim] BF₄)

^[a] Reaction conditions: benzaldehyde (2 mmol) and o-phenylenediamine (1 mmol), catalyst and solvent (4 mL).

^[b] Isolated yield.

In the following, the optimal reaction conditions for the preparation of a wide range of benzimidazole derivatives using different aryl aldehydes and o-

phenylenediamine (OPD) were investigated using 1-methylimidazolium tetrafluoroborate, and the related results are listed in Table 2. Aryl aldehydes were investigated in terms of electron and space in this reaction. The results showed that electron-withdrawing and electron-releasing groups of aryl aldehydes react without significant differences to obtain the corresponding benzimidazoles in excellent yields.

Entry	R (a-l)	Product	Time (h)	Yield 3: 4 ^b (%)	m.p	Lit. m.p
1	H	3a	0.16	85: 5	132-133	132-133 ^[43]
2	3-NO ₂	3b	0.11	91: 4	154-156	154-155 ^[44]
3	4-OMe	3c	0.16	83: 5	127-130	127-129 ^[45]
4	3,4-di OMe	3d	0.28	71: 4	170-173	170-172 ^[46]
5	4-Me	3e	0.16	82: 4	127-130	126-129 ^[47]
6	3-OH	3f	0.16	73: 7	256-257	250-252 ^[48]
7	4-OH	3g	0.16	76: 5	206-209	250-252 ^[49]
8	3-OH,4-OMe	3h	0.41	63: 12	228-230	229-231 ^[50]
9	3-OMe, 4-OH	3i	0.41	65: 11	186-186	187-189 ^[51]
10	4-Cl	3j	0.16	92: 4	131-133	131-134 ^[52]
11	4-NO ₂	3k	0.11	95: 3	190-192	190-192 ^[53]
12	Thiophene-2-carbaldehyde	3l	0.28	86: 5	146-149	146-149 ^[54]

Table 2. Synthesis of 1, 2-disubstituted benzimidazole derivatives catalyzed by 1-methylimidazolium tetrafluoroborate

^[a] Reaction condition: different aromatic aldehyde (2 mmol), o-phenylenediamine (1 mmol), [Hmim] BF₄ (10 mol %), H₂O/EtOH (4 mL), room temperature.

^[b] Isolated yield.

Molecular docking study of anti-ovarian cancer activity of synthesized 1, 2-disubstituted benzimidazoles

The docking results of the synthesized compounds are shown in Table 3-5. The results according to Lee Pinsky's rules (rules of medication) are given below. According to Lee Pinsky's laws, the molecular mass of the drug should not be more than 500 g/mol, because the higher the molecular mass, the lower its absorption

and permeability. All synthesized compounds follow this. According to Lee Pinsky's laws, the molecular mass of the drug should not be more than 500 g/mol, because the higher the molecular mass, the lower its absorption and permeability. Fortunately, all the synthesized compounds have a molecular mass of less than 500 g/mol (3a-l). The second law of Lee Pinsky is the octanol-water dissociation coefficient, which shows the balance between hydrophilicity and lipophilicity of the drug molecule. In this balance, the octanol/water partition coefficient should not be more than 5. Ligands 3a, 3c, 3d, 3e, 3j, and 3l do not follow this rule. The third and fourth laws state the number of hydrogen donor groups and the number of hydrogen acceptor groups, that in the case of the number of hydrogen donor

groups, the number of groups such as NH and OH should not be more than 5, and also in the case of the number of hydrogen acceptor groups, the number of O and N should not be more than 5. All compounds follow these two rules. In addition to the mentioned rules, cell permeability plays an important role in drug bioavailability and absorption. As shown in Table 5, the docking energy indicates the strength of the binding of the ligand to the receptor. The more negative the docking energy is, the better the binding of the ligand to the receptor.

Solubility and cell permeability are two important factors in drug absorption and bioavailability. The solubility of medicinal compounds plays an important role in the drug design process, and low solubility can cause the deposition of some medicinal compounds in the urinary tract and kidney. Hydrogen bonding plays

an important role in drug solubility. In order for proper digestive absorption of the drug, it must first dissolve well in the digestive system, and then these bonds are broken, and then the connection with the cell membrane is established to penetrate and absorb the drug. An excessive increase in hydrogen bonding reduces drug diffusion between the aqueous and lipid phases. On the other hand, the increase in molecular weight, due to the decrease in solubility and the decrease in surrounding water molecules, causes a decrease in the gastrointestinal absorption of the drug.

Cell permeability optimizes the gastrointestinal absorption of drugs, which should have a cell permeability rate greater than 500 nm/s. Permeability has an inverse relationship with solubility. Increasing solubility decreases permeability. Ligands 3b and 3c do not follow this rule.

Entry	Molecular weight	Octanol/water ratio	AHB ^a	DHB ^b
3a	284.36	5.284	1.5	0
3b	374.355	3.82	3.5	0
3c	344.412	5.427	3	0
3d	404.465	5.178	4.5	0
3e	312.413	5.945	1.5	0
3f	316.359	3.769	3	2
3g	316.359	3.734	3	2
3h	376.411	4.083	4.5	2
3i	376.411	3.838	4.5	2
3j	353.25	6.301	1.5	0
3k	374.355	3.829	3.5	0
3l	296.404	5.061	1.5	0

Table 3. Results of molecular docking calculations of synthesized compounds (4a-4l).

^a **AHB:** Number of acceptor hydrogen bonds

^b **DHB:** Number of donor hydrogen bonds

Entry	Central nervous system (CNS)	Cell permeability (QPPCaco)	Aqueous solubility	Dock score
3a	1	6529.465	-5.493	-1.279
3b	-2	96.868	-5.656	-2.16
3c	1	6538.604	-5.832	-2.757
3d	1	6497.772	-4.865	-2.433
3e	1	6537.54	6.728	-3.566
3f	-1	625.996	-4.865	-4.247
3g	-1	602.919	-4.798	-3.67
3h	-2	713.742	-5.494	-4.27
3i	-1	746.221	-4.551	-4.498
3j	2	6542.484	-7.035	-2.684
3k	-2	94.503	-5.745	-2.485
3l	1	6159.06	-5.255	-2.355

Table 4. Results of molecular docking calculations of synthesized compounds (4a-4l)

Entry	Percentage oral absorption	Human oral absorption	Blood-brain partition coefficient	Docking energy
3a	100	3	0.27	-26.288
3b	84.863	3	-1.759	-31.642
3c	100	3	0.139	-28.855
3d	100	3	0.03	-34.865
3e	100	1	0.259	-28.695
3f	100	3	-0.864	-37.255
3g	100	3	-0.869	-31.132
3h	100	3	-1.005	-32.325
3i	100	3	-0.851	-36.746
3j	100	1	0.613	-27.331
3k	84.723	3	-1.796	-32.675
3l	100	3	0.428	-27.876

Table 5. Results of molecular docking calculations of synthesized compounds (4a-4l)

Investigating how protein 6LAD PDB binds to its natural ligand in the treatment of ovarian cancer

CD-125 protein is the most common ovarian cancer marker protein and is named 6LAD PDB in the protein database. Figure 2 shows the 3D graphs of the ligand-receptor interactions of the synthesized compounds. As shown in Figure 2, ligand 3j is hydrogen bonded by the hydroxy functional group with glutamic acid 214 residues and serine 120 and glutamic acid 166 residues.

These links play a very special and vital role in biological sciences and pharmaceutical connections, which leads to the inactivation of this protein and produces beneficial effects during ovarian cancer treatment. Figure 3 depicts 3D graphs of ligand-receptor interactions of the synthesized compounds. As shown in Figure 3, all the synthesized compounds bind to an agonist at the active site of the 6LAD protein, which leads to the inactivation of this protein and produces beneficial effects during ovarian cancer treatment.

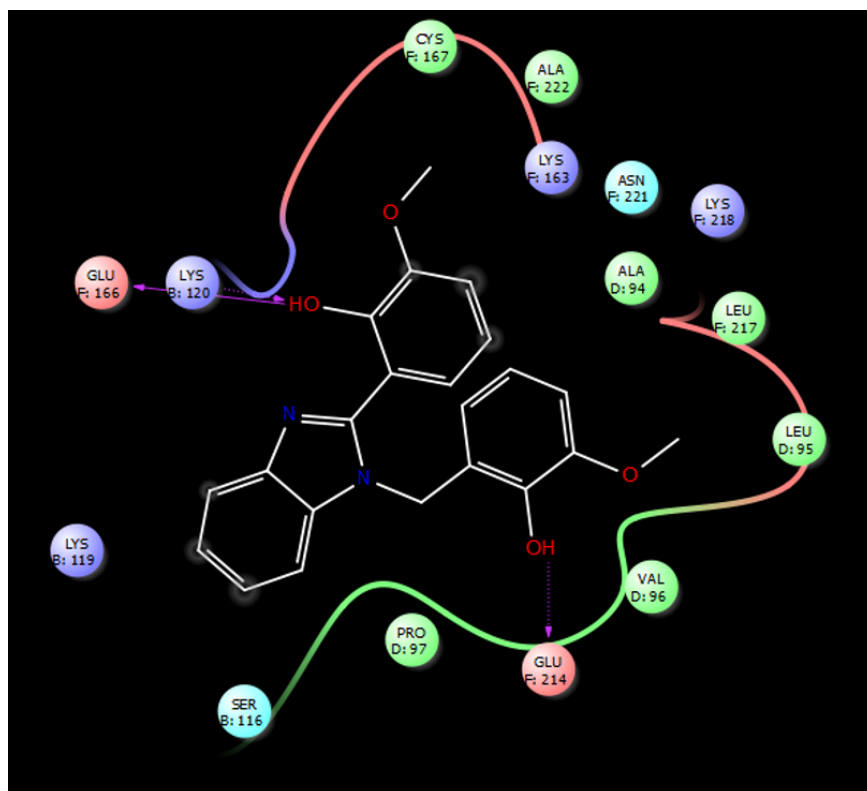


Figure 2. Bonds and interactions between ligand 3j and protein 6LAD.

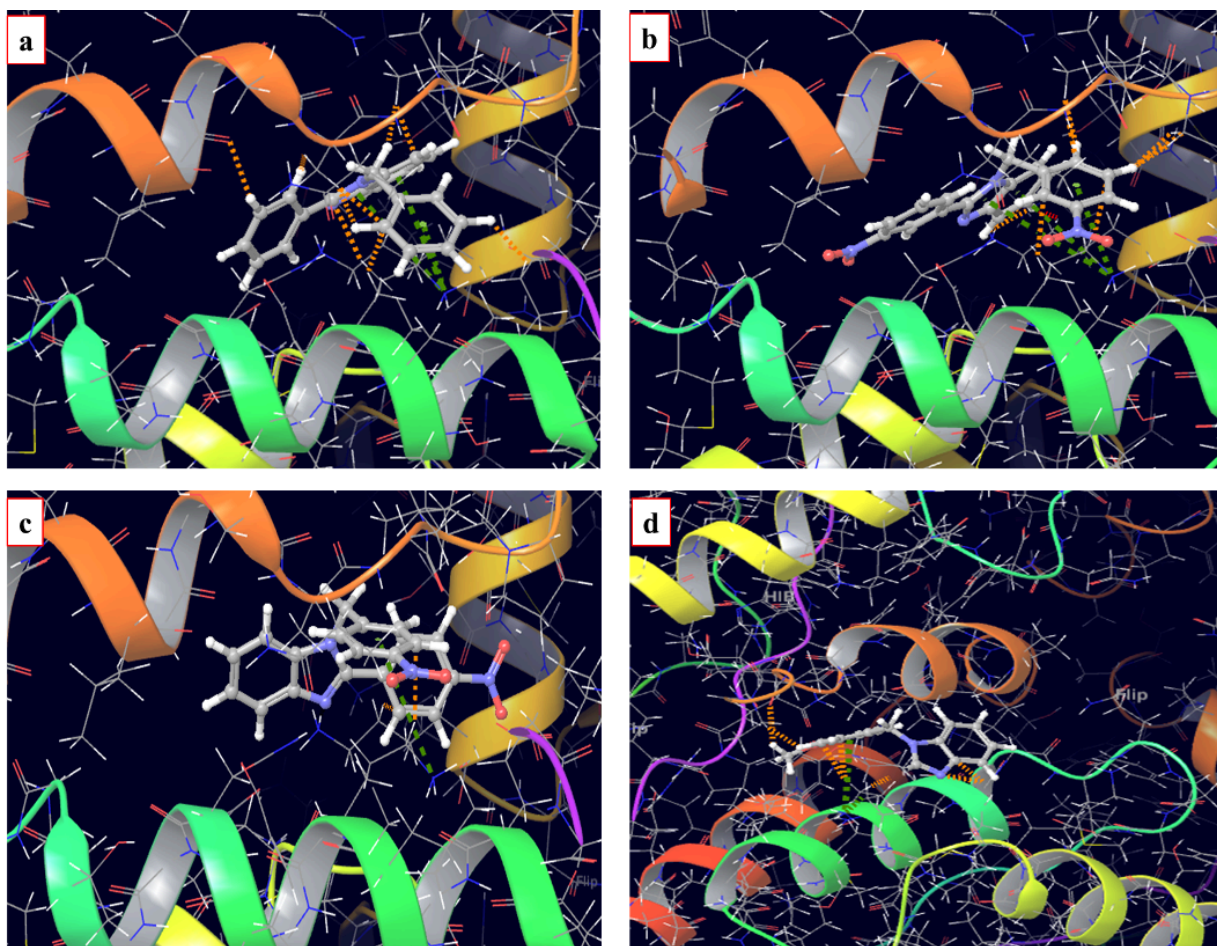


Figure 3. 3D graphs of ligands-protein interactions of four synthesized 1, 2-disubstituted benzimidazole derivatives **3a** (a), **3b** (b), **3c** (c), and **3j** (d).

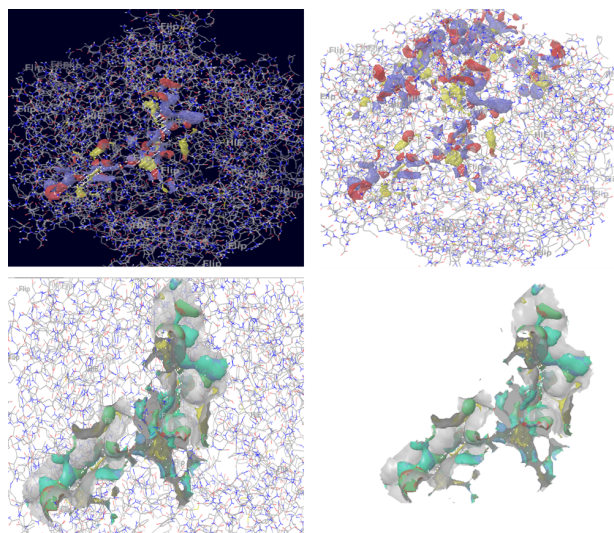
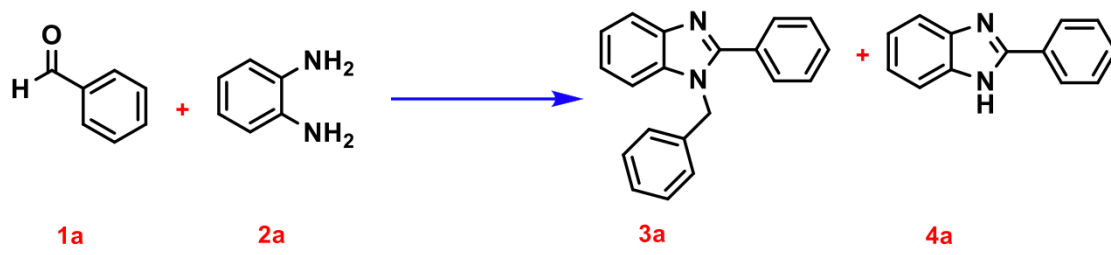


Figure 4. Active site of protein 6LAD.

Comparison of the prepared catalyst with reported ones

Finally, to evaluate the efficiency of 1-methylimidazolium tetrafluoroborate as a highly efficient catalyst, its activity in the condensation reaction of benzaldehyde (**1a**) and *o*-phenylenediamines (**2a**) was compared with some other catalysts that have been reported previously. The gathered data in Table 6 showed that the reaction was performed in a shorter reaction time using 1-methylimidazolium tetrafluoroborate and produced the desired product (**3a**) in excellent yield.

 <p style="text-align: center;"> 1a 2a 3a 4a </p>					
Entry	Catalyst	Conditions	Time (h)	Yield 3a:4a ^b	Ref
1	Silica gel supported trichloroacetic acid	EtOH, H ₂ O, 50°C	0.2	91.4: n/a	[44]
2	Erbium(III) triflate	80°C	0.0333	91: 9	[55]
3	Thiamine hydrochloride	N, N-dimethyl-formamide, 20°C	1.5	88: 6	[56]
4	1-dodecylimidazolium trifluoromethanesulfonate;	Oxygen, EtOH, 20°C	3	10: 86	[57]
5	Copper(II) oxide	N, N-dimethyl-formamide, 20°C	1	82: 10	[58]
6	Sodium dodecyl-sulfate	H ₂ O, 20°C	6	78: 10	[59]
7	Zinc(II) oxide	1,4-dioxane, 80°C	1	30: 69	[60]
8	Cerium(III) nitrate hexahydrate	N, N-dimethyl-formamide, 100 °C	0.3	69: 31	[61]
9	Tetra-(n-butyl) ammonium iodide	H ₂ O, 20°C	10	68: 28	[62]
10	Fe ₂ O ₃ /silica	Neat, 30°C	8	65: 22	[63]
11	Silver	MeOH, H ₂ O, 55°C	3	65: 34	[64]
12	HY zeolite	CH ₃ CN, 20°C	10	61: 17	[65]
13	Aminosulfonic acid	EtOH, 20°C	1	55: 35	[66]
14	[Cu(N, N-bis(2-oxyphenyl) pyridine-2,6-dicarboxamide) H ₂ O]	20°C	4	40: 10	[67]
15	p-toluenesulfonic acid on silica gel	60 - 70°C	0.25	59: 32	[68]
16	2-aminoterephthalate coordinated zirconium-based porous coordination polymer nanoparticles	EtOH, 20°C	0.5	38: 60	[69]
17	Citrus limonium	80°C	3	60: 31	[70]
18	Magnesium hydrogen sulfate	MeOH, 80°C	3.5	60: n/a	[71]
19	SBA-15-supported poly(4-styrenesulfonyl(perfluorobutylsulfonyl) imide)	Nitromethane, at 25 - 28 °C	1.33333	65: 5	[72]

20	Iodine	THF, H ₂ O, 20°C	2	20: 72	[73]
21	Scandium tris(trifluoromethanesulfonate)	THF, 20°C	44	1: 97	[74]
22	Phosphoric acid	MeOH, 50°C	0.08	90: 5	{m/5/}
23	[Hmim] BF ₄ (10 mol %)	EtOH:H ₂ O, R.T	0.16	85: 5	-

Table 6. The comparison of 1-methylimidazolium tetrafluoroborate catalytic activity with some reported catalysts for the preparation of compound **3a** ^[a]

^[a] Reaction conditions: benzaldehyde (2 mmol) and o-phenylenediamine (1 mmol).

^[b] Isolated yield.

Conclusions

In summary, we have developed a simple and efficient method for the synthesis of 1, 2-disubstituted benzimidazoles via a condensation reaction from aromatic aldehydes and o-phenylenediamines (OPD), by using 1-methylimidazolium tetrafluoroborate ([Hmim] BF₄) as a catalyst under a green solvent (EtOH: H₂O) at ambient temperature. This procedure has many advantages such as reduced reaction times, easy purification, high yields, operational simplicity, and cost efficiency, and thus significantly contributes to the practice of green chemistry. Furthermore, with the help of computational chemistry and drug design methods, the anti-ovarian cancer properties of these compounds were studied and investigated. All the synthesized compounds bind to an agonist at the active site of the 6LAD protein, which leads to the inactivation of this protein and produces beneficial effects during ovarian cancer treatment. In this study, it was found that these compounds have the potential to become an oral anti-cancer drug.

Acknowledgments

The authors thank the Research Committee of the University of Kashan for financial support of this work.

{r/1/ Bistgani, A.M.; Moradi, L.; Dehghani, A. Preparation and characterization of MWCNTs/CONHBu and investigation of its catalytic effect in the multi component synthesis of 2-amino-4H-chromenes under green conditions. *Catal. Commun.* **2023**, *182*, 106755. /}

{r/2/ Bistgani, A.M.; Dehghani, A.; Moradi, L. Synthesis of heterocyclic compounds based on ketene amination: A systematic review. *Chemical Research and Nanomaterials*. **2022**, *1*, 20–36. /}

{r/3/ Dehghani, A.; Delsahd, Y.; Ahmadpour, M.; Ghezelsoufloo, M. A Novel One-Pot Three-Component Approach to Orthoaminocarbonitrile Tetrahydronaphthalenes Using Triethylamine (Et₃N) as a Highly Efficient and Homogeneous Catalyst Under Mild Conditions and Investigating Its Anti-cancer Properties Through Molecular Docking Studies and Calculations. *Qeios*. **2024**. /}

{r/4/ Zeinali, A.; Allahresani, A.; Nasser, M.A.; Dehghani, A. Cu (II) Salen complex@KCC-1: An effective and beneficial catalyst for the preparation of 1,4-dihydropyridine derivatives via Hantzsch reaction. *Journal of Nanostructures*. **2024**. /}

{r/5/ Bistgani, A.M.; Dehghani, A.; Moradi, L. Efficient synthesis of 1, 2-disubstituted benzimidazoles catalyzed by phosphoric acid as a homogeneous catalyst under mild conditions and investigating their anti-diabetes properties through molecular docking studies and calculations. *RSC adv.* **2023**, *13*, 35781–35790. /}

{r/14/ Dehghani, A.; Ahmadpour, A.; Ghezelsoufloo, M.; Ghasemi, S.; Efficient synthesis of benzimidazoles catalyzed by butyl-3-methylimidazolium hexafluorophosphate ionic liquid base catalyst and investigating its antihypertensive properties through molecular docking calculations. *8th International Conference on Applied Research in Basic Sciences, Engineering and Technology*. **2023**. /}

{r/18/ Moradi, L.; Sasi, H.R.; Dehghani, A. Introducing a high throughput nanocatalytic method toward the synthesis of some pyrazolo phthalazine derivatives under green conditions utilizing imidazolium based ionic liquid supported on the silica-coated nanosized perlite as a novel, reusable and eco-friendly nanocatalyst. *Res. Chem. Intermed.* **2024**, 1–25. /}

{r/19/ Dehghani, A.; Ahmadpour, M.; Ghezelsoufloo, M.; Ghasemi, S. Green synthesis of orthoaminocarbonitrile tetrahydronaphthalene derivatives in the presence of [Bnmim]Cl as a catalyst and neutral reaction medium

and investigating its antiparasitic properties through molecular docking calculations. 8th International Conference on Applied Research in Basic Sciences, Engineering and Technology. 2023. /}

References

1. ^ΔMahurkar, N.D.; Gawhale, N.D.; Lokhande, M.N.; Uke, S.J.; Kodape, M.M. Benzimidazole: A Versatile Scaffold for Drug Discovery and Beyond-A Comprehensive Review of Synthetic Approaches and Recent Advancements in Medicinal Chemistry. *Results Chem.* 2023, 101139.
2. ^ΔShaharyar, M.; Mazumder, A. Benzimidazoles: A biologically active compounds. *Arab. J. Chem.* 2017, 10, 157–173.
3. ^ΔWalia, R.; Hedaitullah, M.; Naaz, S.F.; Iqbal, K.; Lamba, H.S. Benzimidazole derivatives-an overview. *Int. J. Res. Pharm. Chem.* 2011, 1, 565–74.
4. ^ΔDelshad, Y.; Dehghani, A.; Ghezelsoloo, M.; Ghasemi, S. Efficient synthesis of benzimidazoles in solvent-free conditions using chitosan-copper (II) complex extracted from Persian Gulf shrimp shell. *Chemical Research and Nanomaterials.* 2022, 1, 25–34.
5. ^ΔRashid, M.; Husain, A.; Shaharyar, M.; Sarafroz, M. Anticancer activity of new compounds using benzimidazole as a scaffold. *Bentham Science Publishers.* 2014, 14, 1003–1018.
6. ^ΔSatija, G.; Sharma, B.; Madan, A.; Iqbal, A.; Shaquiquzzaman, M.; Akhter, M.; Alam, M. M. Benzimidazole based derivatives as anticancer agents: Structure activity relationship analysis for various targets. *J. Heterocyclic Chem.* 2022, 59, 22–66.
7. ^ΔLaw, C.S.; Yeong, K.Y. Benzimidazoles in drug discovery: a patent review. *ChemMedChem.* 2021, 16, 1861–1877.
8. ^ΔMerino, G.; Jonker, J.W.; Wagenaar, E.; Pulido, M.M.; Molina, A.J.; Alvarez, A.I.; Schinkel, A.H. Transport of antihelminthic benzimidazole drugs by breast cancer resistance protein (BCRP/ABCG2). *Drug Metab. Dispos.* 2005, 33, 614–618.
9. ^ΔManna, S.K.; Das, T.; Samanta, S. Polycyclic benzimidazole: Synthesis and photophysical properties. *ChemistrySelect.* 2019, 4, 8781–8790.
10. ^ΔLiu, K.; Hu, Z. A novel conjugated polymer consists of benzimidazole and benzothiadiazole: synthesis, photophysical properties, and sensing properties for Pd²⁺. *J. Polym. Sci.* 2020, 58, 831–842.
11. ^ΔAnand, S.; Muthusamy, A.; Dineshkumar, S.; Kannapiran, N. Synthesis, characterization, optical, thermal and electrical properties of polybenzimidazoles. *J. Macromol. Sci. A.* 2018, 55, 243–252.
12. ^ΔKianfar, E.; Mafi, S. Ionic liquids: properties, application, and synthesis. *Fine Chemical Engineering.* 2021, 2, 2–31.
13. ^ΔSingh, S.K.; Savoy, A.W. Ionic liquids synthesis and applications: An overview. *J. Mol. Liq.* 2020, 297, 112038.
14. ^ΔGreaves, T. L.; Drummond, C.J. Protic ionic liquids: properties and applications. *Chem. Rev.* 2008, 108, 206–237.
15. ^ΔAngell, C.A.; Byrne, N.; Belieres, J.P. Parallel developments in aprotic and protic ionic liquids: physical chemistry and applications. *Acc. Chem. Res.* 2007, 40, 1228–1236.
16. ^ΔReid, J.E.; Gammons, R.J.; Slattery, J.M.; Walker, A.J.; Shimizu, S. Interactions in water–ionic liquid mixtures: comparing protic and aprotic systems. *J. Phys. Chem. B.* 2017, 121, 599–609.
17. ^ΔAngell, C.A.; Xu, W.; Yoshizawa, M.; Hayashi, A.; Belieres, J.P.; Lucas, P.; Videa, M. Physical chemistry of ionic liquids, inorganic and organic, protic and aprotic. *Electrochemical aspects of ionic liquids.* 2005, 5–23.
18. ^ΔOhno, H. Functional design of ionic liquids. *B. CHEM SOC JPN.* 2006, 79, 1665–1680.
19. ^ΔSheldon, R. Catalytic reactions in ionic liquids. *Chem. comm.* 2001, 23, 2399–2407.
20. ^ΔVekariya, R.L. A review of ionic liquids: Applications towards catalytic organic transformations. *J. Mol. Liq.* 2017, 227, 44–60.
21. ^ΔJayson, G.C.; Kohn, E. C.; Kitchener, H.C.; Ledermann, J. A. Ovarian cancer. *The Lancet*, 2014, 384, 1376–1388.
22. ^ΔLengyel, E. Ovarian cancer development and metastasis. *Am. J. Pathol.* 2010, 177, 1053–1064.
23. ^ΔReid, B.M.; Permuth, J. B.; Sellers, T.A. Epidemiology of ovarian cancer: a review. *Cancer Biol. Med.* 2017, 14, 9.
24. ^ΔMomenimovahed, Z.; Tiznobaik, A.; Taheri, S.; Salehianiya, H. Ovarian cancer in the world: epidemiology and risk factors. *Int J Womens Health.* 2019, 287–299.
25. ^ΔHorta, M.; Cunha, T.M. Sex cord-stromal tumors of the ovary: a comprehensive review and update for radiologists. *Diagn Interv Radiol.* 2015, 21, 277.
26. ^ΔDubeau, L. The cell of origin of ovarian epithelial tumors. *Lancet Oncol.* 2008, 9, 1191–1197.
27. ^ΔNielsen, S.W.; Misdorp, W.; McEntee, K. Tumours of the ovary. *Bull. World Health Organ.* 1976, 53, 203.
28. ^ΔOlson, S.H.; Mignone, L.; Nakraseive, C.; Caputo, T.A.; Barakat, R.R.; Harlap, S. Symptoms of ovarian cancer. *Obstetrics & Gynecology.* 2001, 98, 212–217.
29. ^ΔEbell, M.H.; Culp, M.B.; Radke, T.J. A systematic review of symptoms for the diagnosis of ovarian cancer. *Am. J. Prev. Med.* 2016, 50, 384–394.

30. [△]Goff, B. Symptoms associated with ovarian cancer. *Clin Obstet Gynecol.* 2012, 55, 36–42.
31. [△]Sundar, S.; Neal, R.D.; Kehoe, S. Diagnosis of ovarian cancer. *Bmj*, 2015, 351.
32. [△]Salehi, F.; Dunfield, L.; Phillips, K.P.; Krewski, D.; Vanderhyden, B.C. Risk factors for ovarian cancer: an overview with emphasis on hormonal factors. *J. Toxicol. Environ. Health - B: Crit. Rev.* 2008, 11, 301–321.
33. [△]Hunn, J.; Rodriguez, G.C. Ovarian cancer: etiology, risk factors, and epidemiology. *Clin Obstet Gynecol.* 2012; 55, 3–23.
34. [△]Kobayashi, H.; Sumimoto, K.; Kitanaka, T.; Yamada, Y.; Sado, T.; Sakata, M.; Terao, T. Ovarian endometrioma—risks factors of ovarian cancer development. *Eur. J. Obstet. Gynecol. Reprod. Biol.* 2008, 138, 187–193.
35. [△]Lee, J.M.; Minasian, L.; Kohn, E.C. New strategies in ovarian cancer treatment. *Cancer*, 2019, 125, 4623–4629.
36. [△]Jelovac, D.; Armstrong, D.K. Recent progress in the diagnosis and treatment of ovarian cancer. *CA Cancer J Clin.* 2011, 61, 183–203.
37. [△]Pokhriyal, R.; Hariprasad, R.; Kumar, L.; Hariprasad, G. Chemotherapy resistance in advanced ovarian cancer patients. *Biomarkers in cancer*, 2019, 11, 1179299X19860815.
38. [△]Högberg, T.; Glimelius, B.; Nygren, P. A systematic overview of chemotherapy effects in ovarian cancer. *Acta Oncol.* 2001, 40.
39. [△]Piccart, M. J.; Lamb, H.; Vermorken, J.B. Current and future potential roles of the platinum drugs in the treatment of ovarian cancer. *Ann. Oncol.* 2001, 12, 1195–1203.
40. [△]Escobar, P.F.; Rose, P.G. Docetaxel in ovarian cancer. *Expert Opin. Pharmacother.* 2005, 6, 2719–2726.
41. [△]Bell-McGuinn, K.; Konner, J.; Tew, W.; Spriggs, D. R. New drugs for ovarian cancer. *Ann. Oncol.* 2011, 22, 77–82.
42. [△]Norouzi-Barough, L.; Sarookhani, M.R.; Sharifi, M.; Moghbelinejad, S.; Jangjoo, S.; Salehi, R. Molecular mechanisms of drug resistance in ovarian cancer. *J. Cell. Physiol.* 2018, 233, 4546–4562.
43. [△]Dabiri, M.; Salehi, P.; Baghbanzadeh, M.; Shakouri Nikkeh, M. Water-Accelerated Selective Synthesis of 1, 2-Disubstituted Benzimidazoles at Room Temperature Catalyzed by Brønsted Acidic Ionic Liquid. *Synth. Commun.* 2008, 38, 4272–4281.
44. [△]^aKumar, B.; Smita, K.; Kumar, B.; Cumbal, L. Ultrasound promoted and SiO₂/CCl₃COOH mediated synthesis of 2-aryl-1-arylmethyl-1 H-benzimidazole derivatives in aqueous media: An eco-friendly approach. *J Chem Sci.* 2014, 126, 1831–1840.
45. [△]Ghatak, A.; Bhar, S. Chemoselective reduction of nitro aromatics using recyclable alumina-supported nickel nanoparticles in aqueous medium—exploration to one pot synthesis of benzimidazoles. *Synth. Commun.* 2022, 52, 368–379.
46. [△]Datta, A.; Halder, S. Dowex 50W: Mild Efficient Reusable Heterogeneous Catalyst for Synthesis of Quinoxaline Derivatives in Aqueous Medium. *Orient. J. Chem.* 2020, 36, 1218.
47. [△]Azadi, S.; Sardarian, A.R.; Esmailpour, M. Nano Cr (II) Schiff-base complex supported on magnetic Fe₃O₄@ SiO₂: efficient, heterogeneous, and recoverable nanocatalyst for chemoselective synthesis of 1, 2-disubstituted benzimidazoles. *Monatsh. Chem.* 2023, 154, 887–903.
48. [△]Mahire, V.N.; Mahulikar, P.P. Facile one-pot clean synthesis of benzimidazole motifs: Exploration on bismuth nitrate accelerated subtle catalysis. *Chin Chem Lett.* 2015, 26, 983–987.
49. [△]Fu, J.; Yue, Y.; Liu, K.; Wang, S.; Zhang, Y.; Su, Q.; Zhang, Y. PTSA-catalyzed selective synthesis and antibacterial evaluation of 1, 2-disubstituted benzimidazoles. *Mol. Divers.* 2023, 27, 873–887.
50. [△]Sharma, S.D.; Konwar, D. Practical, Ecofriendly, and Chemoselective Method for the Synthesis of 2-Aryl-1-arylmethyl-1 H-benzimidazoles Using Amberlite IR-120 as a Reusable Heterogeneous Catalyst in Aqueous Media. *Synth. Commun.* 2009, 39, 980–991.
51. [△]Maleki, A.; Ghamari, N.; Kamalzare, M. Chitosan-supported Fe₃O₄ nanoparticles: a magnetically recyclable heterogeneous nanocatalyst for the syntheses of multifunctional benzimidazoles and benzodiazepines. *RSC Adv.* 2014, 4, 9416–9423.
52. [△]Sharghi, H.; Asemani, O.; Tabaei, S.M.H. Simple and mild procedures for synthesis of benzimidazole derivatives using heterogeneous catalyst systems. *J. Heterocycl. Chem.* 2008, 45, 1293–1298.
53. [△]Godugu, K.; Yadala, V.D.S.; Pinjari, M.K.M.; Gundala, T. R.; Sanapareddy, L.R.; Nallagonda, C.G.R. Natural dolomite limestone-catalyzed synthesis of benzimidazoles, dihydropyrimidinones, and highly substituted pyridines under ultrasound irradiation. *Beilstein J. Org. Chem.* 2020, 16, 1881–1900.
54. [△]Nagata, K.; Itoh, T.; Ishikawa, H. Synthesis of 2-substituted benzimidazoles by reaction of o-phenylenediamine with aldehydes in the presence of Sc (OTf)₃. *Heterocycles: an international journal for reviews and communications in heterocyclic chemistry.* 2003, 61, 93–96.
55. [△]Cano, N.H.; Uranga, J.G.; Nardi, M.; Procopio, A.; Wundt, D.A.; Santiago, A. N. Selective and eco-friendly procedures for the synthesis of benzimidazole derivative

- s. The role of the Er (OTf)₃ catalyst in the reaction selectivity. *Beilstein J. Org. Chem.* 2016, 12, 2410–2419.
56. ^ΔLei, M.; Ma, L.; Hu, L. One-pot synthesis of 1 H-benzimidazole derivatives using thiamine hydrochloride as a reusable organocatalyst. *Synth. Commun.* 2012, 42, 2981–2993.
 57. ^ΔSenapak, W.; Saeeng, R.; Jaratjaroonphong, J.; Promarak, V.; Sirion, U. Metal-free selective synthesis of 2-substituted benzimidazoles catalyzed by Brønsted acidic ionic liquid: Convenient access to one-pot synthesis of N-alkylated 1, 2-disubstituted benzimidazoles. *Tetrahedron.* 2019, 75, 3543–3552.
 58. ^ΔPogula, J.; Laha, S.; Likhar, P.R. Nano copper (0)-stabilized on alumina: efficient and recyclable heterogeneous catalyst for chemoselective synthesis of 1, 2-disubstituted benzimidazoles and quinoxalines in aqueous medium. *Catal. Letters.* 2017, 147, 2724–2735.
 59. ^ΔKumar, V.; Khandare, D.G.; Chatterjee, A.; Banerjee, M. DBSA mediated chemoselective synthesis of 2-substituted benzimidazoles in aqueous media. *Tetrahedron Lett.* 2013, 54, 5505–5509.
 60. ^ΔQian, K.; Nian, X.; Zhu, G.M.; Cui, D.M.; Zhang, C. Nano ZnO catalyzed one-pot synthesis of benzimidazoles from o-phenylenediamine with aldehydes. *Asian J. Chem.* 2015, 27, 4045.
 61. ^ΔMartins, G.M.; Puccinelli, T.; Gariani, R.A.; Xavier, F.R.; Silveira, C.C.; Mendes, S.R. Facile and efficient aerobic one-pot synthesis of benzimidazoles using Ce (NO₃)₃·6H₂O as promoter. *Tetrahedron Lett.* 2017, 58, 1969–1972.
 62. ^ΔGhosh, P.; Mandal, A. Catalytic role of sodium dodecyl sulfate: Selective synthesis of 1, 2-disubstituted benzimidazoles in water. *Catal. Commun.* 2011, 12, 744–747.
 63. ^ΔPaul, S.; Basu, B. Highly selective synthesis of libraries of 1, 2-disubstituted benzimidazoles using silica gel soaked with ferric sulfate. *Tetrahedron Lett.* 2012, 53, 4130–4133.
 64. ^ΔDe, J.; Sarkar, S.; Debbarma, T.; Khan, S.A.; Roy, M.; Misra, T.K.; Majumdar, S. An elegant approach for selective synthesis of 2-substituted benzimidazoles at room temperature using Ag nanoparticles as an activator: effect of solvent on the selectivity. *Can. J. Chem.* 2022, 100, 697–703.
 65. ^ΔSenthilkumar, S.; Kumarraja, M. A facile and highly chemoselective synthesis of 1, 2-disubstituted benzimidazoles using hierarchical nanoporous material. *Tetrahedron Lett.* 2014, 55, 1971–1974.
 66. ^ΔChakrabarty, M.; Karmakar, S.; Mukherji, A. Application of sulfamic acid as an eco-friendly catalyst in an expedient synthesis of benzimidazoles. *Heterocycles: an international journal for reviews and communication in heterocyclic chemistry.* 2006, 68, 967–974.
 67. ^ΔSharghi, H.; Hosseini-Sarvari, M.; Moeini, F. Copper-catalyzed one-pot synthesis of benzimidazole derivatives. *Can. J. Chem.* 2008, 86, 1044–1051.
 68. ^ΔChakrabarty, M.; Mukherjee, R.; Karmakar, S.; Harigaya, Y. Tosic acid-on-silica gel: a cheap and eco-friendly catalyst for a convenient one-pot synthesis of substituted benzimidazoles. *Monatsh. Chem.* 2007, 138, 1279–1282.
 69. ^ΔPanahi, P.; Nouruzi, N.; Doustkhah, E.; Mohtasham, H.; Ahadi, A.; Ghiasi-Moaser, A.; Khataee, A. Zirconium based porous coordination polymer (PCP) bearing organocatalytic ligand: A promising dual catalytic center for ultrasonic heterocycle synthesis. *Ultrason. Sonochem.* 2019, 58, 104653.
 70. ^ΔMorbale, S.T.; Shinde, S.K.; Damate, S.A.; Deshmukh, M.B.; Patil, S.S. Natural Bio-surfactant for Pseudomulti component Synthesis of 2-Aryl-1-aryl Methyl-1H-benzimidazoles. *Lett. Org. Chem.* 2018, 15, 57–63.
 71. ^ΔNiknam, K.; Zolfigol, M.A.; Safikhani, N. M (HSO₄) n-Promoted Synthesis of 2-Aryl-1-arylmethyl-1 H-1, 3-benzimidazole Derivatives. *Synth. Commun.* 2008, 38, 2919–2928.
 72. ^ΔMa, Z.H.; Lin, S.; Nie, J. Simple and Mild Protocol for Synthesis of 1, 2-Disubstituted Benzimidazoles Using SB A-15-Supported Poly (4-styrenesulfonyl (perfluorobutylsulfonyl) imide) Catalyst. *Synth. Commun.* 2012, 42, 506–515.
 73. ^ΔSun, P.; Hu, Z. The convenient synthesis of benzimidazole derivatives catalyzed by I₂ in aqueous media. *J. Heterocycl. Chem.* 2006, 43, 773–775.
 74. ^ΔOhsawa, A.; Itoh, T.; Nagata, K.; Ishikawa, H. Synthesis of 2-arylbenzothiazoles and imidazoles using scandium triflate as a catalyst for both a ring closing and an oxidation steps. *Heterocycles*, 2004, 63, 2769.

Supplementary data: available at <https://doi.org/10.32388/R7LIUP.2>

Declarations

Funding: No specific funding was received for this work.

Potential competing interests: No potential competing interests to declare.